

Jesus Is the Way Preschool Lesson

Theme: We can only come to God through Jesus.

Scripture: John 14:1-14

Memory Verse: Jesus answered, "I am the way and the truth and the life." John 14:6a (NIV)

The Children's Sermon

You'll Need: Four signs with different directional arrows. (one up arrow, one down arrow, one left arrow, one right arrow.)

Say This: Today I brought with me four directional signs. Each has different arrows. (Show the signs.)

Let's see how good you are at following the arrows. As I hold up each arrow sign, look the way the arrow is pointing. (Go through each of the four signs slow, then fast to try to catch them not looking the right way.)

You did very well. Now as I share about today's Bible lesson, see if you can follow instructions and look the right way when you see a sign.

Stop and imagine how Jesus' disciples felt in our Bible lesson today. Jesus knew that the day of his crucifixion was coming and that He would soon return to His Father in heaven. He was trying to prepare His disciples for the time when He would no longer be with them. "Don't worry," Jesus said, "I am going to prepare a place for you. When everything is ready, I will come and get you, so that you will be with Me. You know the way to where I am going." (Show the up arrow sign and have children look up.)

"No, we don't," Thomas said. "We have no idea where you are going, so how can we know the way?" (Show the right arrow sign and have them look right.)

Jesus answered him, "I am the way, the truth, and the life. No one can come to the Father except through me." (Show the up arrow sign and have preschoolers look up.)

Philip, another of the disciples, spoke up, "Lord, show us the Father, and we will be satisfied."(Show the right arrow sign and have preschoolers look right.)

Jesus replied, "Have I been with you all this time, Philip, and yet you still don't know who I am? Anyone who has seen me has seen the Father! Just believe that I am in the Father and the Father is in me."

Jesus wanted his disciples to know He and the Father were the same and that if they put their trust in God and in Him, they would one day join Him in Heaven.(Show the up arrow sign and have preschoolers look up.)

Sometimes life can be very confusing and we don't know where to turn or what path to take. It seems that every path we take leads to a dead end. (Show the down arrow sign and have preschoolers look down.)

When that happens, we just need to remember that Jesus said, "I am the way, the truth and the life. No one comes to the Father except through me." If we will keep our eyes on Jesus and follow his teaching, we will find the path to our goal -- eternal life in Heaven with him. We can only come to God through Jesus.(Show the up arrow sign and have preschoolers look up.)

Pray: Dear God, help us keep our eyes on Jesus because we know that He is the way --the only way to You. In Jesus' name, amen.

*Lead children in memorizing the Bible verse with these motions.
John 14:6*

Jesus answered (point up)
I am the way (point forward)
The truth (make a book with hands)
And the life (put hands on heart)
Follow me (crook finger in a "come to me" motion)

Lead the children several times through the motions. Encourage children to say their Bible memory verse several times during the day with their families at home.

Say: God does not make us guess what He is like. He shows us what He is like by sending His Son Jesus. Jesus is the way to God. Think about what we know about God by what we know about Jesus.

Scripture Reading: John 14:1-14

MAKE A REVERSABLE NECKLACE: Cut out circles from a light cardboard and use a hole punch to make one hole at the top of each circle. One side says Jesus loves me and the other side will say God loves me. Jesus heals, God heals. Jesus hears my prayers, God hears my prayers. Etc. Find some ways they are meaningful for you. Colour or add sparkles. String them all together with ½ inch of straw between them. It is often very interesting to see what a child will draw when asked to draw Jesus on one side and God on the other.

BIBLE VERSE PUZZLE: *OPTION 1:* Teacher can have children trace the Bible verse onto a piece of construction paper and cut the verse into several pieces and shapes then hand to another child to try and piece the puzzle back together. When each child has finished piecing the puzzle back together, he can say the Bible verse out loud to his classmates. Then have each child pass "that" puzzle to the "next" child and everyone can try to put the new puzzle together and repeat the Bible verse again.

OPTION 2: Teacher could also have the Bible verse in several different puzzle envelopes for children to take turns trying to put together. After all have completed those puzzles, children can give that puzzle to someone else, so that everyone has a different puzzle to try and piece together and then recite the verse out loud again!

WHERE ARE "YOU" GOING game: Tell children they are to run and find something but the teacher won't tell the children what they are looking for. The children will be told they'll know what they're looking for WHEN they find it!!! If children can't find the hidden object, they can return to the teacher and follow the teacher to find out what they're looking for! Tell children to say "WHERE ARE YOU GOING"... and when the teacher leads them to the object (ideas... Bible with a book marker in John 14:6, or a Bible verse written on a book marker, or a piece of candy with the Bible verse wrapped around it, etc), children and teacher can sit down and talk about the Bible story today!


MAZE BIBLE VERSE: Have children draw a squiggly line around a piece of paper and write their Bible verse on that squiggly line. Color in the little shapes where the lines come together for an "added effect" for their maze poster! For extra fun, have children hand someone else their verse maze and see if they can read it and follow the verse along the lines!

"WAY, TRUTH AND LIFE" POSTER - Give children a piece of construction paper and some very colorful neon markers (if available) to use their imaginations in drawing WAY, TRUTH, LIFE on their poster! Children can title their poster with JESUS IS....! Have children recite their Bible verse when their poster is completed!

PATH FUN: Teacher could prepare several different paths around the church or a designated area. These paths could be marked with different colored feet (one color for each path) and at the end of each path could be a DEAD END sign. Then the teacher can have the children follow the RED FEET down a path that will end in a big sign that will say HEAVEN! Let children write their name on that HEAVEN SIGN when they reach that destination! The "red feet" can stand for Jesus' blood that washed our sins away!

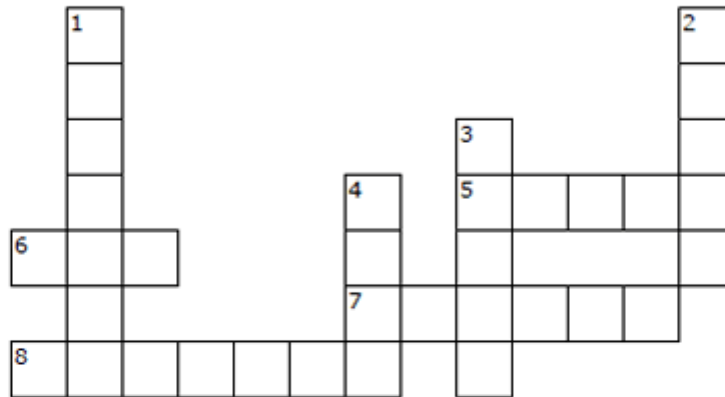

PLAY DOUGH ART: Have children work together to "roll" their various colors of play dough, to form the words, "**WAY, TRUTH, LIFE**". Ask children a question about the story and when they answer, let them add a letter to the above word list until all the words are in place.

MAZE TREATS HUNT: Give children a maze or an area they can walk through to get a little treat from the basket after trying to recite today's BIBLE verse or after answering a question about the Bible lesson today!! While sitting around in a circle together at the end of the TREAT MAZE, have children talk about our lesson today and say altogether JESUS IS THE WAY!!



Finding the Way

Jesus answered, "I am the way and the truth and the life. No one comes to the Father except through me." John 14:6
 This puzzle is based on John 14:1-14 (NIV)



ACROSS

5. Areas in a building that have their own walls, floor, ceiling, and door
6. The route or path to follow to get to a place
7. The male parent
8. To accept something as being true

DOWN

1. To get ready for something that will happen in the future
2. A building in which people, usually one family, lives
3. The actual facts about something
4. The period between birth and death

TRUTH	WAY	HOUSE	ROOMS
BELIEVE	LIFE	FATHER	PREPARE

Copyright © 2001 - 2020. Sermon4Kids. All Rights Reserved.

Scriptures taken from the Holy Bible, New International Version®. NIV®
Copyright © 1973, 1978, 1984 by International Bible Society.
Used by permission of Zonde