

Hello All !! I hope your home Hallowe'en experience is (or has been) extra special for you and your's this year.

The day after Hallowe'en is always All Saints Day when we remember those who have passed into sainthood and into paradise. Did you know that we are all saints in the making? Today we are going to use the children's experience with carving their pumpkin as the basis of explaining how Jesus is making us all into saints. Everyone in the whole world has this opportunity, whether up or down, in or out, there or here.... all are invited to come. Last week we learned the two rules that Jesus told us. "Love God and love one another." Today we learn how He is going to help us to do that.

Join us on the God's Garden Video to hear the Kid's Talk and follow along with the crafts and the song this week.

See you all next week

Merilee

<><    <><    <><

If you know of any other families who would like to receive these e-mails please have them contact me at [godsgardenstt@gmail.com](mailto:godsgardenstt@gmail.com)

If you no longer would like to receive these letters please reply with No Thanks.

## **All Saints Day Pumpkin**

**Hallowe'en Kid's Activities for Nov, 1<sup>st</sup> Matt 5:16. In the same way let your light shine before others that they may see your good deeds and praise your Father in heaven.**

## **Kid's Talk**

**Did you have a good Hallowe'en yesterday?. Many of you dressed up in costumes and went trick or treating or had a special family party time.**

**I brought a Jack-o-lantern with me this morning.**

**How many of you remember the first thing you did to clean up your pumpkin?**

**First you cleaned the outside of the pumpkin to clean off any mud and dirt.**

**Second you cut a hole in the top of the pumpkin and cleaned out the insides. You scooped out the seeds and the yucky stuff.**

**The next thing you did was to carve a face, first cut out the eyes, nose and mouth. I don't know about you but I always like to put a smile on my pumpkins face.**

**The next step is was to put a candle inside. The light will shines through the eyes, nose and mouth.**

**Finally when all is finished, you placed the Jack-o-lantern in the window or on your front porch so that all who walk by will see its light.**

**You know I'm thinking ....This is a pretty good picture of what happens when we invite Jesus into our heart.**

**When we are Christians, Jesus cleans out our thoughts, words and deeds. This means he forgives us for all our poor choices and helps us to make good choices.**

**He then puts a smile on our face and a light inside for all of the world to see.**

**I hope that this Halloween, when you see a Jack-o-lantern, you will think of Jesus and how He puts the light of love inside us so we can share it with others.**

**Dear Jesus; Help us to let our light shine so that others will see our good works and praise God in Heaven. Amen**

**Pumpkin Prayer**

**Open my mind so I can learn about you.**

**Take away my sin and forgive the wrong that I do.**

**Open my eyes so your love I will see.**

**I'm sorry for the times I've turned up my nose at what you've given me.**

**Open my ears so your word I will hear.**

**Open my mouth to tell others you are near.**

**Let your light shine in all I say and do.**

**Amen**

## **Let's sing a song!!**

*Listen and learn this song and the actions on the God's Garden Video this week!!!*

This little light of mine, I'm going to let it shine!!

This little light of mine, I'm going to let it shine!!

This little light of mine, I'm going to let it shine!!

Let it shine, let it shine, let it shine.

Hide it under a bushel, NO. I'm going to let it shine!

Hide it under a bushel, NO. I'm going to let it shine!

Hide it under a bushel, NO. I'm going to let it shine!

Let it shine, let it shine, let it shine.

Don't let Satan BLOW it out. I'm going to let it shine.

Don't let Satan BLOW it out. I'm going to let it shine.

Don't let Satan BLOW it out. I'm going to let it shine.

Let it shine, let it shine, ALL THE TIME!

# I want to do what is Right

## Group Activities

Scripture Reading: Matthew 23:1-12

**DRESS UP RELAY:** Give each team a paper bag or little suitcase with dress up clothes (all the similar and the same number of clothes in each bag. Each member of the team has to run to the bag and put on the clothes and run back to another team player and take off the clothes and the next team member will put the clothes ON! Make sure everyone gets to put on the bag of clothes (shirt, pants, hat, shoes, tie, etc). Make sure to take pictures for the children to see at a later time.

**PLAYING Practice what you teach:** Children versus a trusted adult(s). Take turns saying "I must do what I tell you to do". A summer sault, pretend to be a horse, sing a song, tickle me, take your socks off, etc....

**POEM CARD:** Give children a small card to fold and stand up in front of their seating area. They can color the card and tape a typed copy of today's Pumpkin poem on the card as a reminder of today's lesson!

**FELT CHURCH:** Give children different sizes and shapes of various colored felt for children to glue onto a piece of paper and make in the shape of a church. Title the paper felt art as DON'T PLAY CHURCH! Have children tell ways to play church.

**"SEE" JESUS ART:** Give children paper, scissors, felt pieces for eye brows and eye pupils, etc, to make large EYES and cut out and glue onto a piece of construction paper. Add felt pieces and use markers to make BIG EYES, glasses, bangs etc. Use various colored markers to write each word in a different color and write LET OTHERS SEE JESUS IN ME.

**FALL LEAF HEARTS:** Give children some cut out leaves to place in the shape of a heart on a large piece of paper (or altogether for a class project for a bigger heart). Inside the heart shaped by leaves, children can write TELL OTHERS ABOUT JESUS' LOVE FOR THEM! Cut around the outside of the leaf shaped heart and hang by a piece of yarn!

**I Want to Do What's Right  
Coloring Page**



# I want to Do What's Right

“But do not do what they do, for they do not practice what they preach.” Matthew 23:3b (NIV)

Choose the word that best matches the definition. Answers can be found in Matthew 23:1-12 (NIV)

1. A large gathering of people  
A. teacher B. crowd C. banquet D. servant
2. To show high respect or esteem for someone  
A. teacher B. humble C. servant D. honor
3. A formal dinner honoring a particular person or occasion  
A. greatest B. banquet C. honor D. obey
4. Most important, powerful, or famous  
A. greatest B. teacher C. humble D. crowd
5. To consider yourself as having no special importance; not proud  
A. humble B. honor C. banquet D. greatest
6. A person hired to work for someone else  
A. servant B. banquet C. obey D. honor
7. Someone who trains or instructs other people  
A. teacher B. banquet C. crowd D. humble
8. To do what you are told or expected to do  
A. greatest B. servant C. honor D. obey

# I want to Do what is Right Jumble



UMTS

--	--	--	--

3 2

YEOB

--	--	--	--

4

ARCPHE

--	--	--	--	--	--

1

AWL

--	--	--

5

HETREAC

--	--	--	--	--	--	--

6



It is hard to be this when  
you think you are great!

--	--	--	--	--	--

1 2 3 4 5 6

## Words Used

teacher

must

obey

preach

must

# Practice What You Preach

But do not do what they do, for they do not practice what they preach. Matthew 23:3b (NIV)

Based on Matthew 23:1-12 (NIV)



J T F C R B X G R M A S T E R  
I K F O I U N R C I Q I J X T  
P S N B T Y B A N Q U E T S B  
Q O B F A P X R F C O S B Y D  
H A F M Q S E O R R C D X H I  
R P P N I H M O S E S S Y S S  
I R K R C X P B S Q R V R E C  
M A Z A E X D E O E A E K F I  
P C E K T A E Y D E H P T A P  
O T U V Y L C L H T R F A T L  
R I Z J B L U H O E I P H H E  
T C L M E O Q R G L T U K E S  
A E U L H C B N N B G O P R L  
N H F S M R I C U H L O A D S  
T W Z H X F P H A R I S E E S

SHOULDERS	TEACHER	MASTER	DISCIPLES	PRACTICE
HUMBLE	FATHER	HONOR	LOADS	RABBI
BROTHERS	FINGER	IMPORTANT	MOSES	HEAVY
OBEY	PREACH	LIFT	PHARISEES	BANQUETS



Our goal, as followers of Jesus, is for people to see Jesus in us. How do we do that? They will see Jesus in us when they see that we follow the rules and practice what we teach. Remember last week's Commandments? "Love God and Love Everyone Else"

**This is the craft that will be seen on our God's Garden video.**  
**This is so you can be prepared before you view it.**

OLDER KIDS; You will need;

Cardstock, ●Markers●Cleartape●Scissors●Cellophane or packing tape and a hole punch

Sheets or clear plastic of some sort.

Get Ready:

Make a copy of the glasses worksheet so each child has one pair of glasses on page 10 and 11 Copy the pictures of Jesus on pg 12.

Do This:

To make the "See thru Jesus Eyes Shades," have kids follow the steps: Cut out the glasses from the worksheet. Do not cut out the center part. Glue onto cardboard. (such as an old cereal box).

Decorate your glasses and glue a picture "Jesus" on the glasses. (trim to fit). Using a hole punch, place a hole in each picture so you can see through it. *(fold each 'glass' in half and punch 2 or 3 holes on the fold so that holes appear twice. Add more holes if needed)*

Tape or glue the glasses sides to the glasses. Write on the sides **"Jesus helps us see right from wrong."**

Put on your glasses.

ASK: What is it like to see through these glasses? Can you see clearly? What does it mean when we say we want people to see Jesus in us? What can we do to help people see Jesus in us more clearly?


YOUNGER KIDS: *Print off page 12.*

### **Jesus Crown**

Using the pictures on page 12, colour and cut them out. Ask your family to help you. Make a headband with construction paper or cardboard. Measure the “crown” on your child’s head and attach it together. Colour all the pictures of Jesus and glue them on the headband. Write “**Jesus is always with us.**” Jesus is in front of us, behind us and all around us.”


Blank rectangular box for text.

Blank rectangular box for text.



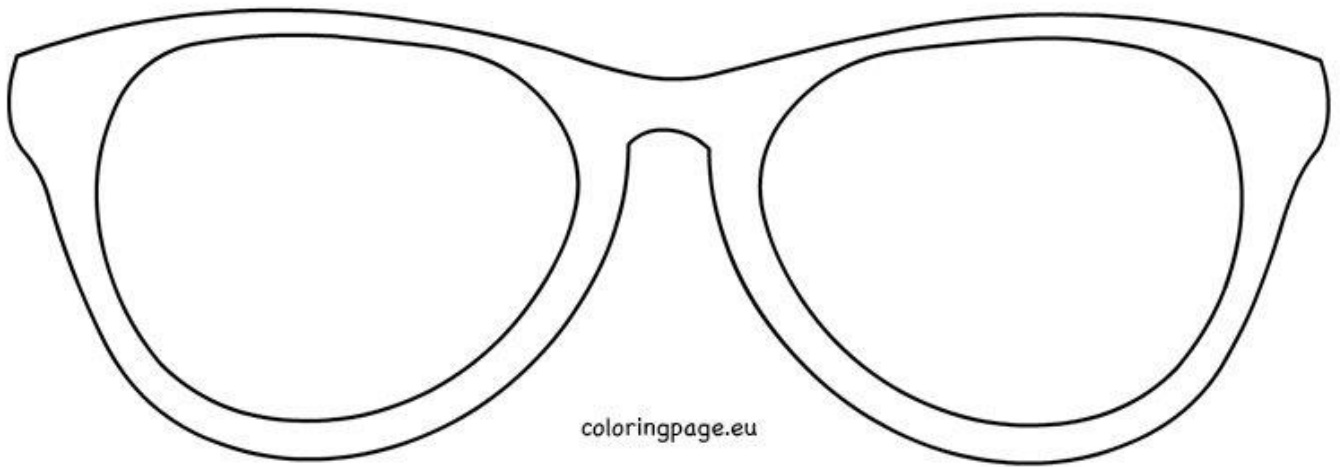
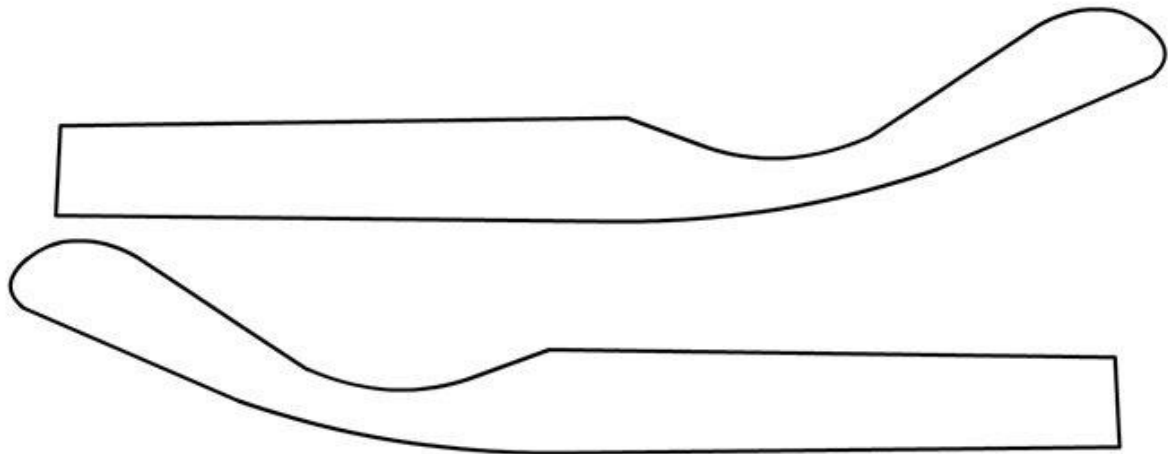
Blank rectangular box for text.

Blank rectangular box for text.




Visit Web Site for FREE Download

© [www.lee-hansen.com](http://www.lee-hansen.com)




coloringpage.eu

Jesus



twistynoodle.com

Jesus



twistynoodle.com

