

Happy Hallowe'en!

Now, how does today's lesson tie in with Hallowe'en? I encourage you to watch today's video to find out. www.stthomasstittsville.ca

In today's story, Zacchaeus, 'pronounced Zack A us', was not a good man. The crowd was amazed that Jesus would go into the house of "a sinner." We are not told exactly what it is that he did that was considered sinful. But that was the whole purpose of God coming into the world through Jesus. He wants to meet sinners where we live and turn us around toward the light. "The son of man has come to seek and save what is lost." Luke 19 vs.10. By climbing up into that tree, by making a spectacle of himself despite what others thought of him, he not only got Jesus' attention but Jesus invited Himself into his home! Zacchaeus repented and repaid his debt over and above what he owed and was forgiven.

Years ago, when I was at the beginning of my own journey to meet Jesus, a group of us were talking about 'what exactly is sin.' Someone made the comment that, to God, sin is black and white. That to steal a chocolate bar or to commit murder is the same thing to God. To be forgiven, for whatever the sin is, all it takes is a repentant heart. I must say that it took me a while to get around this. I thought a lot about it. I realized that everyone, in the New Testament, that encountered Jesus, was forgiven. From Mary Magdalene to the disciples, including Judas, to kings and beggars, to the criminal on the cross beside Him, to His followers today, you and me as we learn to follow Jesus, we are all forgiven, no matter what.

In return we pray; Forgive us our sins as we forgive those who sin against us."
Amen (no matter what.)

Have a happy Hallowe'en and remember that the next day is All Souls Day followed by All Saints Day.

Blessings


Merilee

2022 Zacchaeus goes out on a Limb! Luke 19: 9-10

Theme; Jesus knows my name.

Scripture; "The Son of Man came to find lost people and save them." Luke 19:10 (ICB)

Kid's Talk Object; A tape measure to measure the children



..”Say: How tall are you? I thought it might be fun to measure some of you and see how tall you are. (Take a few minutes to measure some of the children.) Well, some of you are rather tall and some of you are shorter than some of the others.

Say: I can remember when I was the age of some of you. I wasn't very tall. Many times I had trouble reaching things that were up on a high shelf. Sometimes, I would have to stand on a footstool or pull up a chair to stand on to reach what I wanted. If there was a tall person sitting in front of me at the movie, I would have to lean from side to side to see around them or sit on my knees to see over them.

Ask: What are some challenges people face when they're short? What's it like for you when you're somewhere and you just can't see? What do you do to try to see better?

Say: I don't have to tell you about the problems of being short in a world full of tall people. You face that problem every day.

Say: Today's Bible lesson is about a man who was very short. His name is Zacchaeus. You may know his story. You may have learned this song when you weren't much more than a baby:

Lead children in singing:

Zacchaeus was a wee little man, And a wee little man was he.
He climbed up in a sycamore tree, For the Lord he wanted to see.
And as the Savior passed that way, He looked up in the tree,
And he said, "Zacchaeus, you come down!
For I'm going to your house today. For I'm going to your house today.

Say: When Jesus came by and saw Zacchaeus in the tree, Jesus looked up at him and called him by name. Jesus knew his name! Just like Jesus knows your name.

Say: Jesus said. "Zacchaeus! Come down quickly. I am going to be a guest in your home today." And Zacchaeus took Jesus to his house. The people could not believe that Jesus would go to the home of a man like that!

Lead children in acting shocked.

Say: Jesus changed Zacchaeus. And Zacchaeus said, "I am going to give half of all that I own to the poor, and if I have cheated anybody out of anything, I will pay back four times the amount."


Say: Jesus forgave Zacchaeus and said, "Today salvation has come to this house. For the Son of Man came to seek and save those who are lost."

Say: Jesus knew Zacchaeus' name. And he knew everything Zacchaeus had ever done. When Zacchaeus met Jesus, his life was changed. It doesn't matter if you are short or tall, Jesus knows your name, too, and Jesus knows everything about you.

Pray: Heavenly Father, we know that when we meet Jesus, it will be a life-changing experience. Thank you that Jesus knows our name and loves us. In Jesus' name, amen.

Let's Sing!

Zacchaeus was a wee little man. And a wee little man was he.
He climbed up in a sycamore tree. For the Lord he wanted to see.
And as the Savior passed that way. He looked up in the tree.
And He said, "Zacchaeus, you come down! (spoken)
For I'm going to your house today. For I'm going to your house today.



Group Activities" [Zacchaeus Goes Out on a Limb to Meet Jesus"](#)

Interactive Group Activities by Carol Williams & Charles Kirkpatrick

Scripture Reading: Luke 19:1-10

LITTLE MAN PICTURE: Draw a "little man" in lower left corner of a poster board and the word SIN in the upper right corner in BIG letters. Let children write words about our story in various colors around the poster picture and discuss SIN and FORGIVENESS. (Words such as sin, forgiveness, Zacchaeus, parade, tree; cheating, Jesus, etc)

SIN & FORGIVENESS CHART: On a chart or chalkboard, write SIN in big letters with "BIG PROBLEM" (in red marker) written underneath and on the other side of the chart, write FORGIVENESS with BIG ANSWER (in red marker) written underneath. (SIN - BIG Problem; FORGIVENESS - Big Answer). Have children write or give ideas to put under the SIN column and other answers to write under the FORGIVENESS column - such as what we do to SIN or displease God and ways that we are FORGIVEN when we confess our sin!

LEAVES HUNT: If possible, let the children go outside and dig through a pile of leaves during class. The teacher can HIDE 2 cards in the leaves.... one with the word SIN on it and the other with the word FORGIVENESS. Let the children hunt until they find the cards and then have a class discussion about the two words they found. If time allows, children could each pick two good leaves and bring back into the classroom to put UNDER a piece of white paper and color over the top to get the shape/form of the leaf and then write SIN on one colored leaf and FORGIVENESS on the other leaf to take home as a reminder of today's lesson.

COINS PAY BACK: Give half of the class 2 coins each. The other half of the class can figure out how much 4×2 is and PAY BACK times 2 and then switch players and PAY BACK times 4, as in the story. Discussion about Zacchaeus and his confession, restitution and forgiveness.

PIN ZACCHAEUS ON THE TREE: Have the children draw branches on a wall or very large poster boards taped together. Use sponges to add painted leaves to the branches of the tree. The children can then play PIN ZACCHAEUS ON THE TREE to see how close they can get (blindfolded) to putting the little man on a tree branch. There don't have to be any winners but children will enjoy seeing where Zacchaeus is sitting. The large tree and leaves can left on the wall to be enjoyed by the class for weeks to come.




Zacchaeus Meets Jesus

Help Zacchaeus climb down from the tree so he can meet Jesus!



Andy's Art Room



CRAFT #1

ZACCHAEUS HAND AND ARM TREE:

You will need: a long piece of construction paper and trace the child's arm (elbow to fingertips) with an opened hand onto the paper. Have the children colour or paint the arm and hand brown and use a green paint or wads of green tissue paper to make the leaves on their tree. Use the picture below of Zacchaeus sitting so that the children can glue the little man to a tree branch (their outstretched thumb). Or draw his picture as they see him. Jesus can be glued or drawn at the bottom of the tree.

CRAFT #2 FLIP THE PLATE ; You will need; a small paper plate, a tongue depressor or two popsicle sticks glued together, white or yellow wool, a picture of Zacchaeus, Green Crayons Colour the BACK of the plate green. Cut out the picture of Zacchaeus and tape a piece of wool to his back. Poke a hole through the tree and thread the wool through. Pulling it in or out will make him move in and out of the tree. Glue the stick to make a trunk. Now flip over the plate and glue on lots more lengths of wool to make spaghetti. Add brown paper meat balls and red paint sauce if desired. Add to the end of the stick either a spoon or fork shaped picture. Voila! Dinner for Jesus.



Remember to watch the video to see the Children's story and see how to do the crafts.
www.stthomasstittsville.ca